

RESIDENTIAL AND COMMERCIAL STEAM BATHS

Product Catalog

Designer: TANNA BY DESIGN



amerec

Get comfortable with the luxury of well-being

TAKE A BREATH.

Rest your head.

Welcome the embrace of the hot steam and let it relax, heal, and rejuvenate you. Luxurious well-being is not only possible, but comfortable – at every step of the journey. From personal at-home steam showers to shared commercial steam rooms, Amerrec® can power and control the experience you need.



TABLE OF

CONTENTS

RESIDENTIAL STEAM BATH

AK Series Generators 3

AK Series Generators Ganging 5

K2 Control 7

Basic Controls 8

Control Packages 9

AK Steam Bath Accessories 10

HEALTH & WELLNESS BENEFITS 11

COMMERCIAL STEAM BATH

AI Commercial Steam Boilers 15

Boiler Controls 17

Steam Boiler Accessories 18


WHY AMEREC 19

RESIDENTIAL STEAM BATH





Your Luxurious At-Home Spa Awaits



Easily transform your everyday bathroom into a luxurious home steam shower. It's easier than you might think. With a few minor adjustments and a few key Amerec products, you can bring the power of steam home for daily enjoyment. You bring the shower and the steam dream, we'll provide the rest.

Browse the next few pages to learn what products power an in-home steam shower. The magic happens behind the walls of your shower, where a **generator** sets to produce the hot water so steam can form and enter your shower through a **steam head**. A **control** mounted inside or outside your shower turns the generator on and adjusts temperature and duration of your steam bath. A few added **accessories** create added protection, cleanliness, and comfort for your bliss and equipment longevity.

RESIDENTIAL STEAM GENERATOR



AK Series Generators

The soothing and purifying effects of steam bathing are a direct result of the bath's ability to minimize temperature variations and maintain an even flow of steam. Amerrec AK generators were purpose-designed for home use, transforming your shower or bathing room into a daily invitation to comfort. An AK generator uses full power to quickly heat up the steam room to its preset temperature, then cuts power by 1/3 or 2/3 of its heating elements. The result is a more consistent flow of soft steam and more stable temperature - the perfect conditions for relaxing and recharging whenever the mood strikes you.

MODEL: AK SERIES

Compatible with the K2, K3, KT3, and K4 Controls

Performance Features of Amerrec AK Generators:

- Sequential Temperature Control delivers a more consistent flow of soft steam.
- Six generator sizes provide options to power steam rooms ranging in size from 60-550 cubic feet. Larger rooms can connect ('gang') 2 or 3 generators together to meet appropriate power requirements.
- 240 and 208 volt models can be wired in the field for 1 or 3 phase power.
- Stainless steel tank and water level probes provide years of trouble-free operation.
- Removable heating elements provide easy and economical service.
- **Codes/Standards:** ETL listed for USA and Canada | Tested to IEC standards



AK Series Generators Sizing & Rough-In Guide

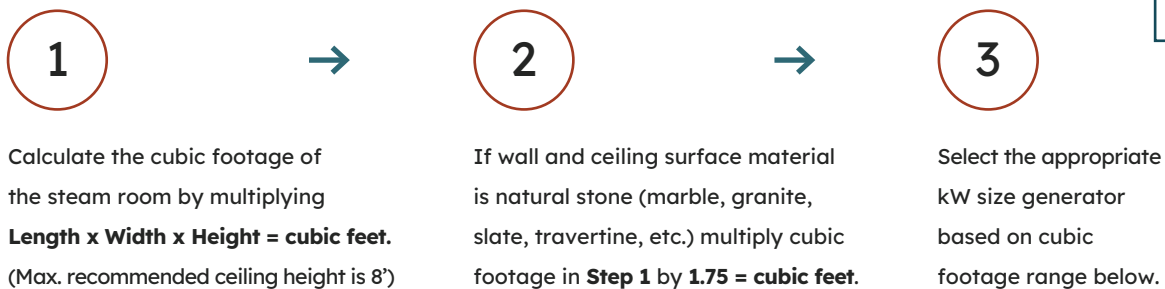
For rooms 60 - 550 cubic feet

| MODEL | STEAM ROOM CU. FT | | VOLTAGE | POWER | 1 PHASE | | 3 PHASE | |
|-------|-------------------|------|---------|-------|---------|---------|---------|---------|
| | MIN. | MAX. | VAC | WATTS | AMPS | BREAKER | AMPS | BREAKER |
| AK4.5 | 60 | 90 | 240 | 4500 | 19 | 30 | 11 | 15 |
| AK4.5 | 60 | 90 | 208 | 4500 | 22 | 30 | 12 | 20 |
| AK6 | 80 | 150 | 240 | 6000 | 25 | 40 | 14 | 20 |
| AK6 | 80 | 150 | 208 | 6000 | 29 | 40 | 17 | 30 |
| AK7.5 | 100 | 200 | 240 | 7500 | 31 | 40 | 18 | 30 |
| AK7.5 | 100 | 200 | 208 | 7510 | 36 | 50 | 21 | 30 |
| AK9 | 150 | 300 | 240 | 9000 | 38 | 50 | 22 | 30 |
| AK9 | 150 | 300 | 208 | 9000 | 43 | 60 | 25 | 40 |
| AK11 | 200 | 400 | 240 | 11000 | 46 | 60 | 26 | 40 |
| AK11 | 200 | 400 | 208 | 11250 | 18 & 36 | 30 & 50 | 31 | 40 |
| AK14 | 350 | 550 | 240 | 14000 | 21 & 38 | 30 & 50 | 34 | 50 |
| AK14 | 350 | 550 | 208 | 13580 | 24 & 42 | 30 & 50 | 38 | 50 |

For rooms exceeding 550 cubic feet, generators may be ganged together to achieve required capacity. See page 5.

Generator Shipping Weight & Dimensions: AK 4.5 - AK 14: 35 Lbs. | Shipping Box: 22" x 20" x 10-1/2"

How to select the proper AK generator kW size



Scan to use our online
Steam Builder tool.

For site preparation and installation information, see page 6.



AK Series Generator Ganging

For rooms 550 - 1500 cubic feet

Amerec steam generators may be ganged together to supply steam to rooms larger than what a single 14 kW unit can accommodate. When ganging generators, only one has a control and temperature sensor connected. Secondary units mimic the primary unit, making the operation of the system as simple as controlling a single generator.

- Each secondary steam generator requires one (or more) ComfortFlo steam head.
- Each generator will require its own automatic drain valve kit and drip pan. **See page 9.**

| ROOM SIZE MAX CU. FT. | KW | UNITS USED |
|--------------------------|-------------|---------------------------|
| 700 | 18.0 | 9KW + 9KW |
| 900 | 22.0 | 11KW + 11KW |
| 1100 | 28.0 | 14KW + 14KW |
| 1300 | 31.0 | 11KW + 11KW + 9KW |
| 1500 | 36.0 | 14KW + 11KW + 11KW |

Site Preparation & Installation Information



Steam Head Requirements

For the most pleasant experience, use at least 1 ComfortFlo Steam Head for each AK4.5, AK6, AK7.5, AK9, and AK11 generator (in individual or ganged installations), and at least 2 for each AK14 generator. Mount steam head(s) 18" above floor, or 6" above rim of bathtub, and as far away from seating area as possible.

Available in Chrome, Polished Nickel, Brushed Nickel, Brushed Bronze, Oil Rubbed Bronze, and Matte Black.



Control Requirements

One control required, regardless of quantity of generators. Additional controls may be connected.



Electrical Requirements

Dedicated circuit required. See specification chart. All electrical wiring to be installed by a licensed electrician in accordance with local and national codes.



Power Requirements

Each generator will require its own power source as described in the chart on page 4.

Example: Room size 750 cu ft, power available 240V 1 phase:

Two AK11 Generators; one 60A circuit required for each AK11 steamer (total of 2 circuits).

Example: Room size 925 cu ft, power available 240V 1 phase:

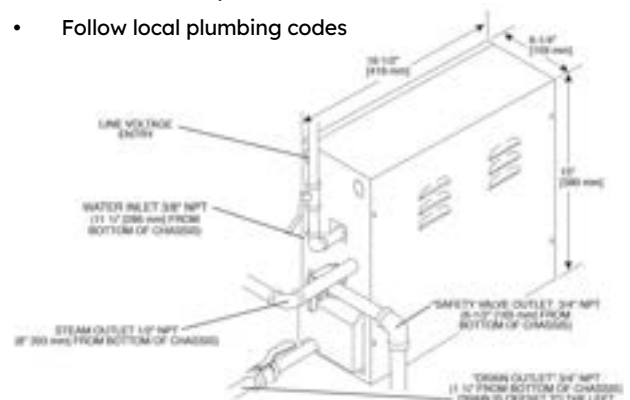
One AK11 Generator + One AK14 Generator; one 60A circuit required for the AK11 steamer PLUS one 30A circuit and one 50A circuit required for the AK14 Generator (total of 3 circuits).

Installation Information

- Mount in dry, well ventilated area, not exposed to freezing temperatures.
- Mount generator level, on its base or hung on a wall.
- Provide adequate access serviceability.
- Run 3/8" copper cold water line. Install shut off valve, but do not use a saddle valve.
- Run 1/2" copper steam line, insulate lines longer than 20 ft. in length. Slope pipe to avoid condensation build up. Do not create traps.
- Run 3/4" copper pressure relief line and terminate in accordance with local and national codes.
- Run 3/4" copper drain line, sloping pipe to gravity flow drain. Do not terminate drain into the steam room.

Plumbing Information

- Water Inlet - 3/8" NPT
- Pressure Relief Valve - 3/4" NPT
- Steam Outlet - 1/2" NPT
- Drain Outlet - 3/4" NPT
- Follow local plumbing codes



K2 Control

Touch Screen Control with Separate/Wall-Mounted Sensor + Mobile App

The K2 Touch Screen Control is our most versatile control, giving you flexibility and power to control your best steam bath experience. From the control itself, the free app on your phone, or asking your smart home device (Google Home, Alexa), you can turn on your steam bath from anywhere you can connect to Wi-Fi. In addition, you can adjust the settings to set up your ideal steam bath environment: temperature, timing, and light color.




3 3/8" W x 5" H x 1/2" D

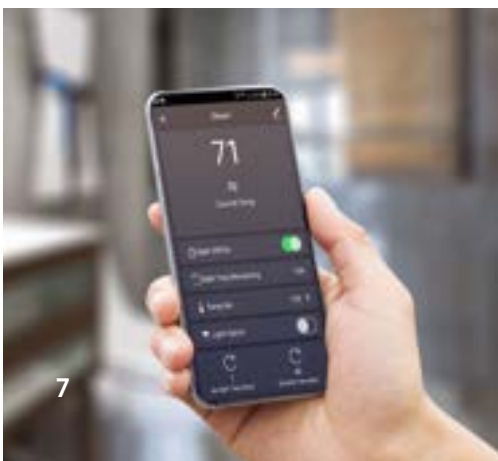
K2 Touch Screen Control

- Touch screen operation for easy control
- Surface mount inside or outside the steam room
- Waterproof
- Intuitive display (time/temp/lighting/system status)
- 24 hr. time delay; 60-minute timer
- Light control (on/off, dimmer and color selection)
- SaunaLogic app for Android or iPhone; Wi-Fi enabled for use anywhere cell service is available
- Smart home ready: Google Home, Alexa compatible
- Includes OTA ("Over-The-Air") technology for automatic software updates to mobile devices

Seven Finishes available for the Trim Ring of the K2 Control



Featured in the Glacier Control Package, bundled for your convenience. See page 9.



SaunaLogic Mobile App

The SaunaLogic app allows users to control all function and programming of their steam room from wherever you are. Within the app, you can adjust temperature, choose the light color, set a delay time up to 24-hours, use the 60-minute timer and at a glance see the current status your steam shower. The SaunaLogic mobile app is available for iPhone and Android smart phones, iPads/tablets, and works with Google Home and Alexa.

Basic Controls: K3, KT3, & K4



2 5/8" W x 2 5/8" H x 5/8" D

K3 Touch Screen Control with Separate/Wall-Mounted Sensor

Sleek, black glass touch screen control adjusts time and temperature, in addition to turning your steam bath on/off. This surface-mounted control, outside or inside your steam bath, is your only control interface option (not mobile-app compatible).

- Easy-to-use 3-button digital control
- Surface mount inside or outside the steam room
- Waterproof
- Display alternates between ambient room temperature and time remaining



Featured in the Columbia Control package, bundled with essential accessories for your convenience. See page 9.



2 5/8" W x 2 5/8" H x 5/8" D

KT3 Touch Screen Control with Built-In Sensor

Featuring the same beauty and simplicity of the K3 Control, the KT3 features a built-in sensor, requiring installation inside the steam shower.

- Easy-to-use 3-button digital control
- Mount inside the steam room only
- Waterproof
- Display alternates between ambient room temperature and time remaining



2 5/8" W x 2 5/8" H x 5/8" D

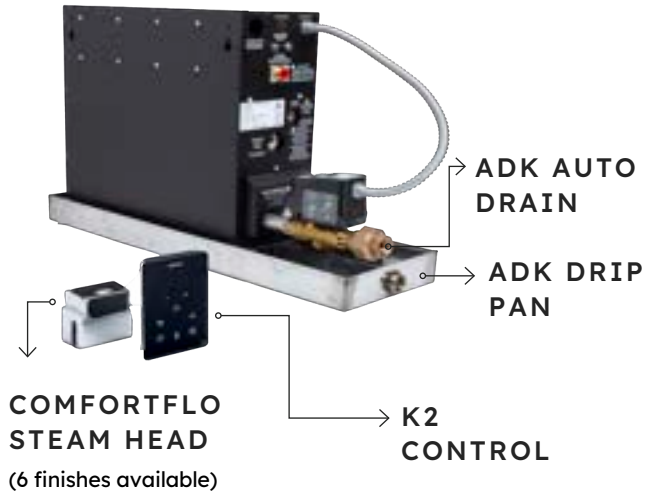
K4 Touch Screen Control On/Off Non-Thermostatic Control

- K4 basic on/off 30 minute timer
- Control illuminates during generator operation
- Control can be mounted inside or outside steam room

Control Packages

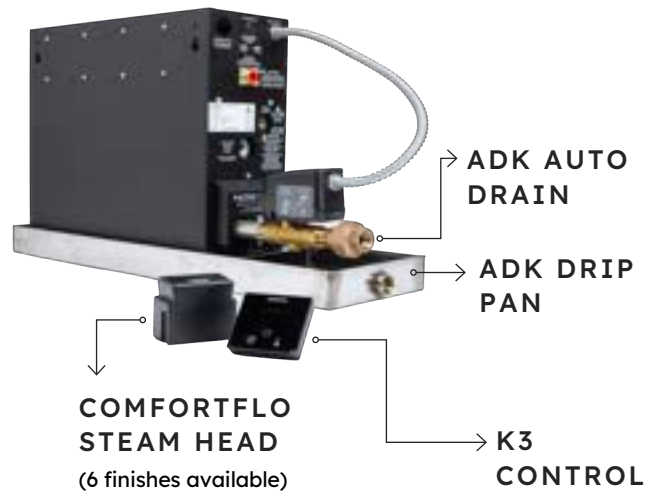
Bundled Accessories & Controls for Quick System Set Up

Glacier Control Package




Package includes: K2 Control, ComfortFlo Steam Head, ADK Auto Drain, ADP Drip Pan

Columbia Control Package



Package includes: K3 Control, ComfortFlo Steam Head, ADK Auto Drain, ADP Drip Pan

Ganged systems require 1 Bundled Package plus additional auto drains, drip pans, and steam heads.



COMFORTFLO STEAM HEAD

AK Steam Bath Accessories



LED LIGHT KIT - FOR USE WITH K2 CONTROLS

Colors have a documented effect on our moods and using colored light to enhance feelings of inner peace and well-being (chromotherapy) is now an accepted practice. Enhance the soothing and revitalizing effect of your steam bath with our ceiling mounted color light therapy kit. Only compatible with K2 control.



AK STEAM HEADS 1/2" COMFORTFLO™ STEAM HEAD W/ INSULATOR

The ComfortFlo™ Steam Head is sleek, yet powerful. Designed to blend in with your shower design, and quickly transform it into a rejuvenating steam experience. A small valley on the top of the steam head holds a few drops of essential oil which diffuse delicately throughout your steam shower.

Finish Options: Polished Chrome, Polished Nickel, Brushed Nickel, Oil Rubbed Bronze, Brushed Bronze, Matte Black



FRAGRANCE INJECTOR PUMP KIT

Simplify aromatherapy in your steam shower with the Fragrance Injector Pump Kit, which delivers essential oils directly into the copper steam line. Pump kit includes on/off control, one 16 oz bottle of Eucalyptus oil and a wall mounted caddy.



EUCALYPTUS FRAGRANCE

This Suprema Grade Eucalyptus essential oil creates an aromatic experience to engage your sense of smell, elevating your steam shower experience. Add a drop on your steam head or release it through the fragrance injector kit for a whole new steam. **Size Options Available: 2 oz, 8 oz, 16 oz, 1 gallon**



ASX120 DUAL CARTRIDGE SCALE-X WATER TREATMENT SYSTEM

This Water Treatment System will reduce chlorine and sediment from water by trapping particulates in a second filter as water passes through. Replaceable cartridges feature a ScaleX2 filter to reduce scale build-up.



Steam Bathing **Health & Wellness Benefits**





Circulation Improvements

Moist heat can improve circulation; both the temperature and the humidity are important. The combination stimulates more blood flow, which encourages your heart to work faster so it can circulate more blood. Optimal circulation is essential for proper organ function, from your heart to your brain and nearly everything in between.



Muscle Recovery

Whether from an intense workout or more serious injury, moist heat can aid in muscle healing by enlarging blood vessels and allowing more of what's needed – blood, oxygen, nutrients – to relax, repair, and restore.



Joint Flexibility

In the same way a steam shower can support muscle recovery, it can also help with joint stiffness. Treat chronic illness or simple pre-workout joint inflexibility with heat to create more blood flow to foster mobility and elasticity within bothersome joints.



Congestion Relief

Steam, in many forms including a steam bath or shower, can temporarily provide relief for sinus congestion. Warmth and humidity are believed to help promote drainage both through steam inhalation and relaxed, deep breathing; when paired with proper essential oils, the relief can be amplified.



Calorie Burn Extension

Calories burned in a steam room don't contribute to weight loss (anything lost is typically water weight). However, steam rooms have been used effectively to prolong the effects of a workout, i.e. calorie burn, if entered when your heart rate is already increased. A steam room can perpetuate an elevated heart rate, which can help you burn additional calories.



Skin Care

Simply living life in our world today exposes us to a multitude of toxins, many of which are absorbed through our skin. The heat of steam showers can open pores and wash away some of the toxicity skin holds on to, resulting in smoother, healthier skin.



Mental Wellness Nourishment

Break away from being constantly “on” and give yourself permission to decompress. Time away from daily stressors, in a peaceful, rejuvenating environment can work wonders. Ease your mind and body by focusing on your breath and allowing the heat to envelope you and start to heal you, both inside and out.

COMMERCIAL STEAM BATH





Delight Your Guests, Easily & Luxuriously

Create a haven. A retreat. A peaceful escape. A recovery zone. Whatever relaxation and rejuvenation your guests need, a steam shower can help them achieve. This investment in your guests' well-being will pay off in more ways than one, making you the desired and recommended destination - for fitness, spa-services, hotel stays, or whatever it is you provide.

The next few pages will introduce and recommend products to power a commercial steam room - for frequent operation and community bathing. With a powerful **AI boiler** as your foundation, you can add layers of **controls** for differentiated administration of your steam room. Important **accessories** support the enjoyment, safety, efficiency, and maintenance of your steam system. Let's get started...



AI Steam Boilers

AI boilers are the steam generators of choice for large commercial steam rooms, helping you create an inviting, relaxing environment that adds real value for your business. The AI Series is designed for easy on-site maintenance and automated operation. From corrosion-resistant exteriors to multiple safety features, AI Boilers power a welcoming, genuine steam bath experience for lower cost and hassle.

- Powers a reliable, relaxing steam bath for large commercial spaces, which enhances value in your guest experience.
- Downtime is minimized with easy to access service components, and an integrated diagnostic system to identify problems.
- Built-in safety features and flexible boiler and control configurations support diverse steam shower requirements.
- ASME H-stamped Low-Pressure Vessel, National Board Registered | UL Listed



AI Series Boilers

Sizing & Rough-In Guide

For rooms 550 - 2400 cubic feet

AI SERIES BOILER

| TYPE | POWER (KW) | VOLTS | PHASE | MAX CU. FT. | SIZE (WXHXL) |
|----------|------------|-------|-------|-------------|-----------------|
| AI 12* | 12 | * | 1/3 | 550 | 22"x20"x24-1/2" |
| AI 18* | 18 | * | 1/3 | 900 | 22"x20"x24-1/2" |
| AI 24* | 24 | * | 1/3 | 1200 | 22"x20"x24-1/2" |
| AI 30** | 30 | ** | 3 | 1500 | 28"x20"x24-1/2" |
| AI 36** | 36 | ** | 3 | 1800 | 28"x20"x24-1/2" |
| AI 42** | 42 | ** | 3 | 2100 | 28"x20"x24-1/2" |
| AI 48*** | 48 | *** | 3 | 2400 | 28"x20"x24-1/2" |

* Available in 208 V and 240 V in 1 phase and 208, 240, 415 and 480 V in 3 phase.

** Available in 208, 240, 415 and 480 V in 3 phase.

***Available in 240, 415 and 480 V in 3 phase.



Built to last

AI boilers feature all-steel construction with powder coat exterior, brass fittings and stainless steel feet to prevent corrosion. Designed to minimize downtime, AI boilers are easy to access and service, with integrated diagnostic systems alert you to any problems using LED indicator lights.

- One or two room operation, each controlled individually by low voltage on/off switches for maximum ease of use
- Low service and maintenance requirements, saving time and other costs
- Low water cutoff standard on all models



Protecting your investment

AI boilers come with multiple safety features to minimize service costs and downtime. Standard features include water level sight glass, 3-level water sensing system with low water cut off.



Temperature Controls

IT thermostats (1 for one room installation, 2 for two room installations) are temperature controls designed to be easy-to-understand and use. A separate thermostat is required for each steam room.

Boiler Controls

Consistent, high quality steam bath experiences for your guests are always a good investment. We work to make this as easy as possible for you with multiple control options for easy, automated operation. **One of the following thermostatic control kits (IT1 or IT2) is required for all AI Series boiler installations.**



IT1

Thermostat for 1 room installation.

- Remote or boiler mounted.
 - Required with each boiler.
-



IT2

Thermostat for 2 room installation.

- Remote or boiler mounted.
-



IDS

In-Room “refresh” control for a quick burst of steam delivered on demand.



I60

60 Minute Timer to control steam flow in steam rooms with intermittent use.

- 15, 30, or 60 minute settings
-



I24/7

7-Day Time Clock with 2 hour on/off segments. Installed at the factory.



I24/1

24-Hour Time Clock with 15 minute on/off segments. Installed at the factory.



D24/7

24-Hour 7-Day Digital Time Clock with battery backup. Installed at the factory.

Steam Boiler Accessories

Enhance the guest experience and simplify maintenance of your steam shower equipment with a few simple accessories. Small additions to your steam system can make a big impact - in enjoyment, cost, maintenance, and more.



ADI COOLFLUSH™

A drain and flush system that automatically performs recommended daily draining and flushing of the boiler tank to reduce build-up of solids such as scale and sludge. Uses a computer controlled drain cycle to add and drain water in steps, rinsing the tank and draining water at or below 140° F. Run clock is included and installed at the factory; available as Analog or Digital.



3/4" COMFORTFLO™ STEAM HEADS FOR AI BOILERS

Polished Chrome steam head for use with AI series boilers. One steam head for every 12 kW is recommended.

Finish Options: Polished Chrome, Polished Nickel, Brushed Nickel, Oil Rubbed Bronze, Brushed Bronze, Matte Black



AROMA THERAPY PUMP

Commercial grade aroma therapy pump releases essential oil directly into the steam shower through the copper steam line. For single-room operation; includes IDS Refresh control.



ASX200 DUAL SUMP/CARTRIDGE SYSTEM

The ASX200 will reduce chlorine and sediment from water by trapping particulates in a second filter as water passes through. Replaceable cartridges feature a ScaleX2 filter to reduce scale build-up common in boilers.



Club 190 Steam Door

This ADA compliant steam door features 1/4" tempered glass with a sturdy aluminum frame and vinyl sweep-excellent for high-use commercial applications. Push-pull handles and hydraulic closer (mounted on room exterior) included.

- Door is 36" x 84"; frame size is 39 1/2" x 85 3/4"
Custom sizes available. Please call for quote.
- Clear 1/4" Tempered Glass Pane, Size: 31 3/8" x 70 1/8"
Optional 1" insulated glass for increased thermal efficiency available.
- ADA compliant.



WHY AMEREC?

Dedicated to Steam

At the core of comfort is ease. To make it easy for you, we don't just do what's easiest. We do what's right. We apply the most advanced and relevant innovation to create an immersive, luxurious experience. Well-being is waiting to be discovered amidst the gentle steam, easy-to-use technology, well-balanced ambiance, and healing heat.

By raising the standards for form, function, and feel, the Amerec experience is both luxurious and comfortable. We have an unwavering dedication to steam shower solutions, and our aim is to make them attainable, effortless, and steadfast. Though every home, every life, and every dream is different – **there's an Amerec steam solution that fits.**

 /amerec

 /amerec_steam

 /amerec

 /amerecSteam

 @amerecsteam

Find a Dealer



amerec.com

amerec

www.amerec.com

575 Cokato Street East, Cokato, MN 55321 . 1-800-331-0349 . amerec@amerec.com

Amerec reserves the right to change specifications and design without notice.

© 2024 AMEREC STEAM

4220-45 revA . 10/2024